

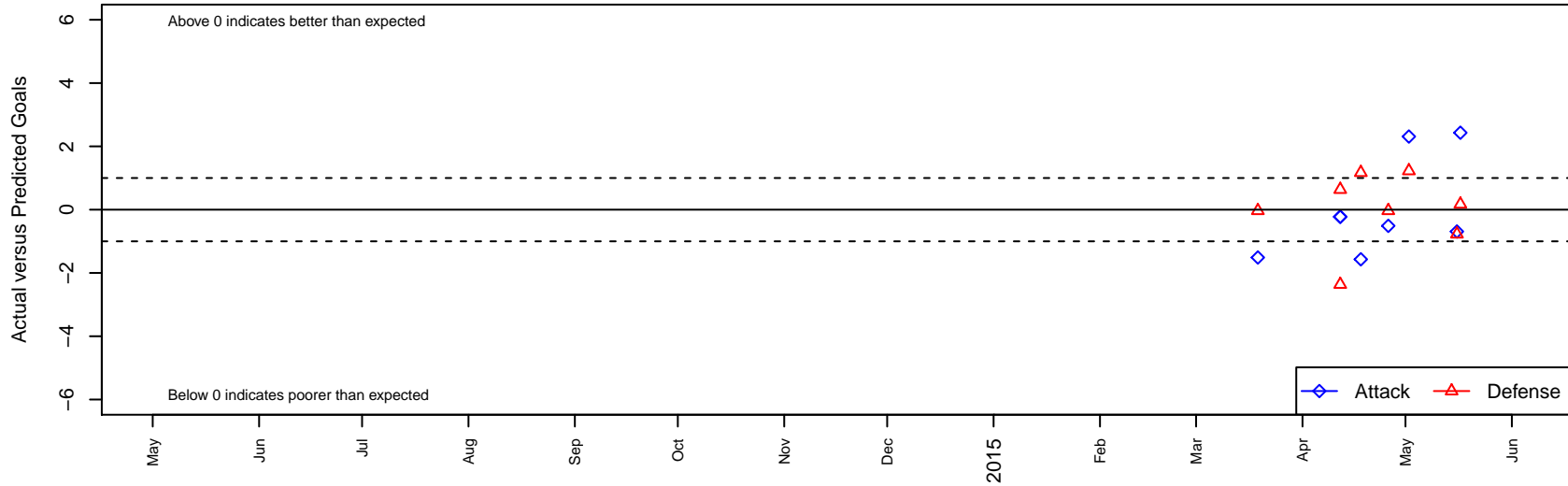
Sabers Collins G02

Sabers
Spokane, WA
G02 total strength=238
attack=0.21 defense=0.1
spr league = Spr PSPL-Inland Div 3 U12

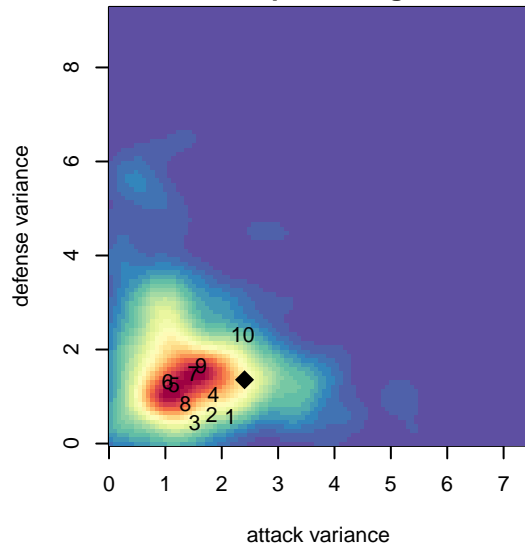
alt names used:
IEYSA Sabers FC G02 Collins

Venues played:
2014 Spr PSPL-Inland Div 3 U12

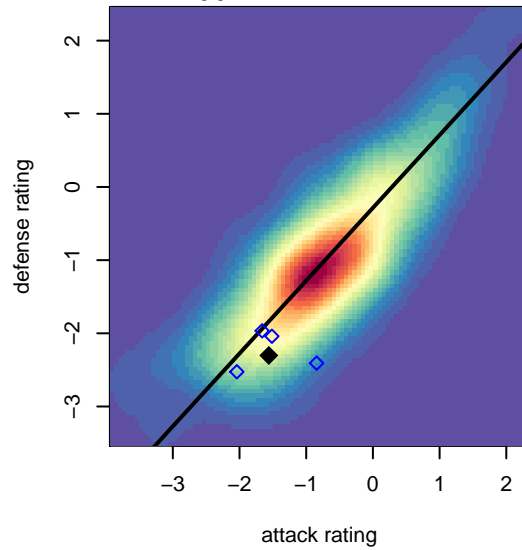
Sabers Collins G02
Dots are actual minus expected GF (blue circles) and GA (red triangles).
Blue line is smoothed change in attack strength. Red is smoothed change in defense strength.



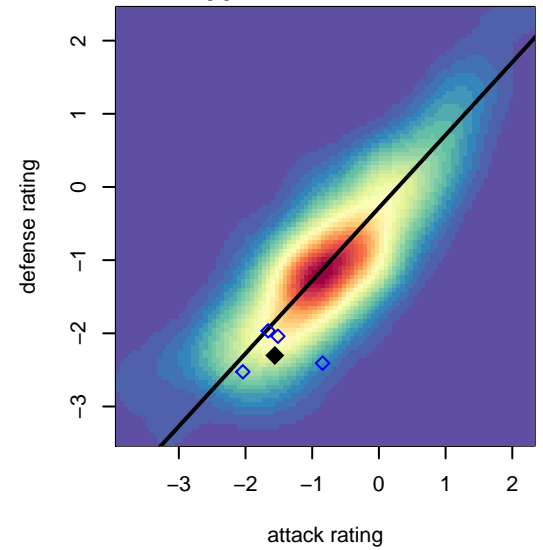
**attack and defense variance (black dot)
relative to other teams
and top 10 in region**



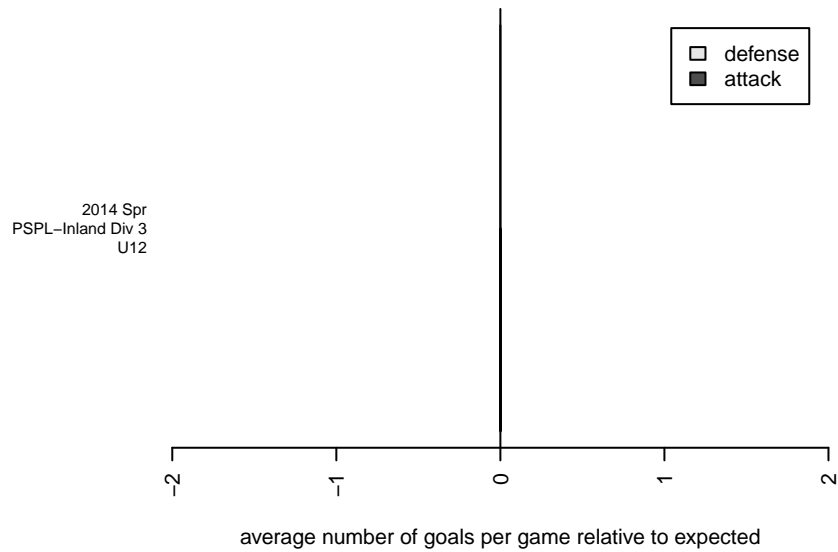
**attack and defense rating
relative to others at age
and all opponents in last 13 months**



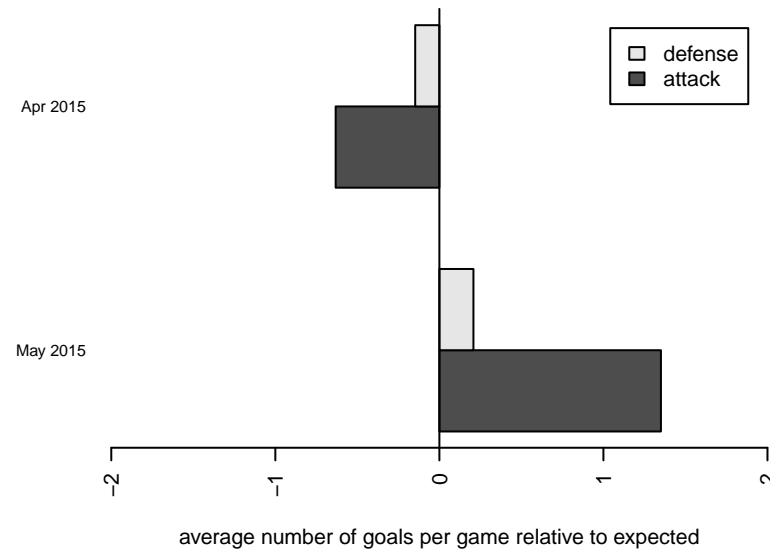
**attack and defense rating
relative to others at age
and all opponents in last 13 months**



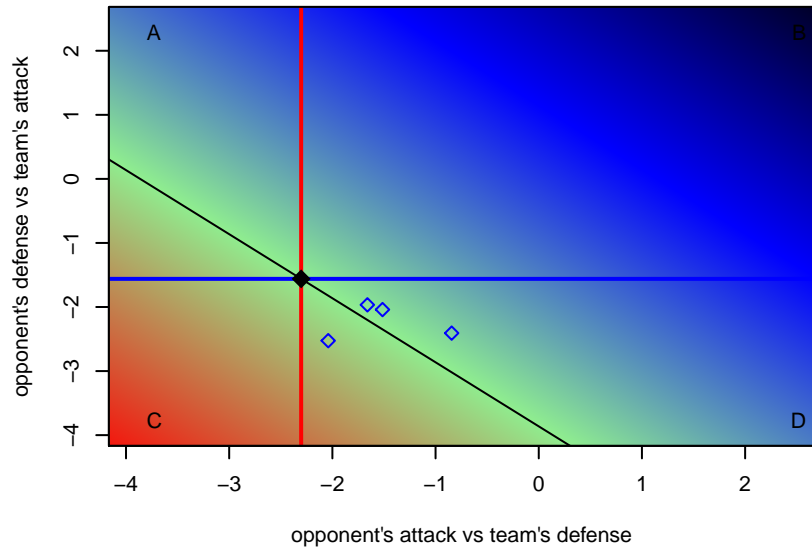
Performance relative to 13 month average



Performance relative to 13 month average



Distribution of opponents
 Red = Lose zone, Blue = Win zone, Green = Even
 Black line separates win/lose zones



lot. A=Neither has attack advantage, B=Opponent has both attack and defense advantage, C=Opponent has both attack and defense disadvantage, D=Both have

date	home		away		venue	pred.home	pred.away
2015-05-17	Valley Thunder SC G02	2	Sabers Collins G02	4	2014 Spr PSPL-Inland Div 3 U12	2.17	1.57
2015-05-16	Sabers Collins G02	2	Breakers Red G02	2	2014 Spr PSPL-Inland Div 3 U12	2.69	1.23
2015-05-02	Breakers Red G02	0	Sabers Collins G02	5	2014 Spr PSPL-Inland Div 3 U12	1.23	2.69
2015-04-26	Sabers Collins G02	1	FC Spokane White G02	2	2014 Spr PSPL-Inland Div 3 U12	1.51	1.97
2015-04-18	Sabers Collins G02	0	Valley Thunder SC G02	1	2014 Spr PSPL-Inland Div 3 U12	1.57	2.17
2015-04-12	Cobra Turf Queens G02	7	Sabers Collins G02	2	2014 Spr PSPL-Inland Div 3 U12	4.64	2.22
2015-04-12	Cobra Turf Queens G02	4	Sabers Collins G02	2	2014 Spr PSPL-Inland Div 3 U12	4.64	2.22
2015-03-19	FC Spokane White G02	2	Sabers Collins G02	0	2014 Spr PSPL-Inland Div 3 U12	1.97	1.51